

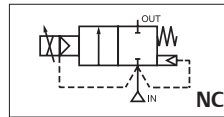
ASCO™ Solenoid Valves

proportional pilot operated, for petrol vending regulating applications, 3/4

2/2
SERIES
291

Features

- The proportional petrol dispensing valves can handle a variable flow of petrol, proportional to the control signal. Frequently used for blending applications.
- The high quality polyphenylene sulfide piston guarantees a long operating life and a wide temperature range. Hydrocarbon resistant FPM seal for tight shut off
- Explosion proof operator, intended for use in potentially explosive areas, according to Directive ATEX 2014/34/EU
- Easy electrical installation by means of the moulded-in supply cable, standard length of 2 meter
- ASCO™ components satisfy all relevant EC directives



General

Differential pressure 0,3 - 3,5 bar [1 bar = 100kPa]
Ambient temperature range -40 to +70°C

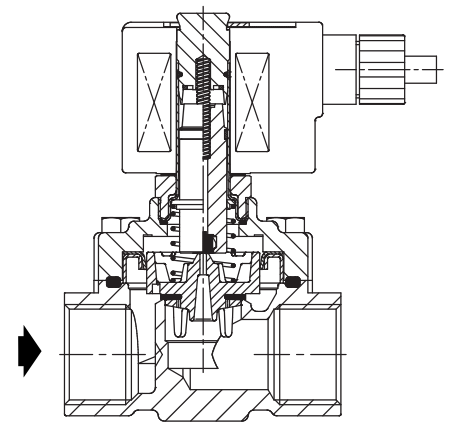


fluids (*)	temperature range (TS)	seal materials (*)
Petrol & Liquid fuels	-40 to +70°C	FPM (fluoroelastomer)

Materials in contact with fluid

(*) Ensure that the compatibility of the fluids in contact with the materials is verified

Body	Brass
Bonnet	Brass
Core tube	Stainless steel
Core and plugnut	Stainless steel
Core disc	FPM
Core guide	POM
Rider ring	PFTE
Springs	Stainless steel
Piston	PPS
Piston disc	FPM
Lip seal	PFTE
Piston support	Brass



Electrical Characteristics

Coil insulation class F
Electrical safety IEC 335
Standard voltages DC (=) 24V (other voltages on request)

prefix option	power ratings		operator ambient temperature range (TS) (C°)	safety code	electrical enclosure protection (EN 60529)	replacement coil		type ⁽¹⁾
	holding ~	hot/cold =				~	=	
	(W)	(W)				230V/50/60 Hz	24V/DC	
PV	-	11 / 8	-40 to +60	II2G Ex mb IIC Gb T4, II2D Ex mb IIIC Db	moulded IP67	-	⁽²⁾	01
SC	-	11 / 8	-40 to +55	EN 60730	moulded IP65	-	400429-040	02

⁽¹⁾ Refer to the dimensional drawings on page 16
⁽²⁾ Multiple coils kits available under ATEX, contact us
- Not available

Specifications

pipe size	orifice size	flow coefficient Kv		operating pressure differential (bar)		prefix optional solenoids *					basic catalogue number
						NEMA 7&9	ATEX / IECEx			IP65	
				Ex db	Ex eb mb		Ex mb				
G	(mm)	(m³/h)	(l/min)	min	max. PS	EF	NF	EM	PV	SC	
NC - Normally closed											
3/4	20	3.9	65	0.3	3.5	-	-	-	●	●	G291A111

● Available feature
- Not available

Additional options

- Other explosionproof enclosures for use in zone 1/21-2/22, categories 2-3 to ATEX Directive 2014/34/EU
- Explosionproof and watertight solenoids according to “NEMA” standards

Installation

- The valves can be mounted in any position without affecting operation
- Pipe connection identifiers: G = pipe thread according to ISO 228/1
- Installation/maintenance instructions are included with each valve
- PV solenoids have a standard cable length of 2 meters. Other lengths in full meters are available on request

Dimensions (mm), Weight (kg)

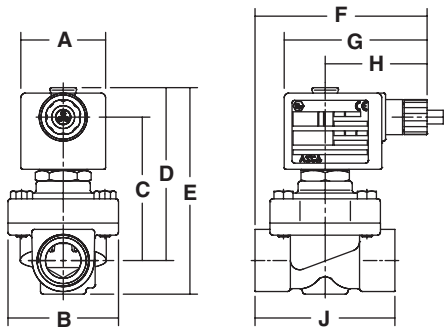


TYPE 01:
Prefix "PV" Solenoid
Epoxy encapsulated
II2G Ex mb IIC Gb T4, II2D Ex mb IIIC Db
IP67

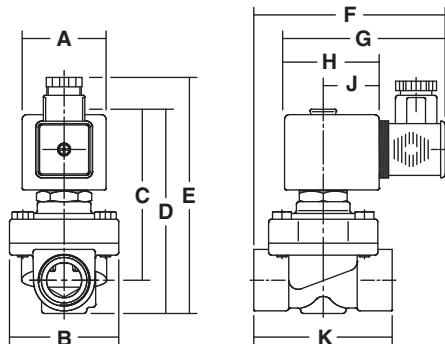


TYPE 02
Prefix "SC" Solenoid
Epoxy moulded
IEC 335 / ISO 4400
IP65

G291A111



G291A111



type	AC/DC	prefix option	catalogue number	spare parts kits	A	B	C	D	E	F	G	H	J	K	weight
01	=	PV	G291A111	PVC117691	45	58	75	91	108	90	75	54	73	-	1,2 Kg
02	=	SC	G291A111	C117691	45	58	91	108	125	102	85	50	30	73	1,1 Kg

02006CB [X020] 2019/R01-- Availability, design and specifications are subject to change without notice. All rights reserved.